


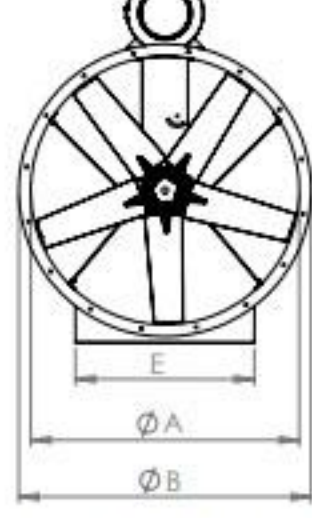
MODEL	VOLTAJ (V)	GÜÇ (kW)	DEBİ (m <sup>3</sup> /h)	SES SEVİYESİ (dB(A))
DAXI 400-5-25	380	0,37	3.000	66
DAXI 450-5-25	380	0,55	4.400	69
DAXI 500-5-25	380	0,55	6.000	72
DAXI 560-5-25	380	0,75	8.200	75
DAXI 630-5-30	380	1,10	14.000	80
DAXI 710-5-30	380	1,50	20.000	83
DAXI 800-5-30	380	2,20	26.000	85
DAXI 800-5-35	380	3,00	32.000	89
DAXI 900-5-35	380	4,00	40.000	90
DAXI 900-5-40	380	5,50	48.000	93
DAXI 1000-5-40	380	7,50	56.000	94
DAXI 900-8-40	380	11,00	49.000	94
DAXI 1000-8-40	380	15,00	65.000	97
DAXI 1000-8-45	380	18,50	73.000	99
DAXI 1120-8-40	380	22,00	90.000	100
DAXI 1120-8-45	380	30,00	100.000	102

Değerler 0 Pa içindir

#### OPSİYONLAR

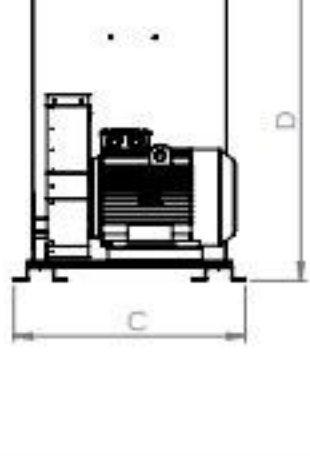
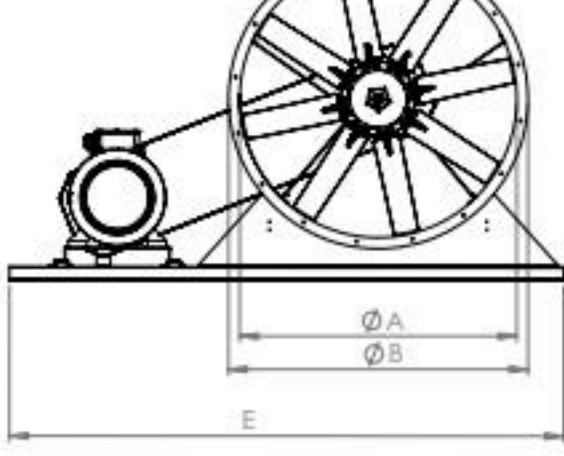
- İstenilen debi ve basınçta özel üretim
- 5-8-12-16 Kanat Sayısı
- Alüminyum veya Plastik Kanat Seçeneği

MODEL	A (mm)	B (mm)	C (mm)	D (mm)	E (mm)
DAXI 400	400	480	380	660	300
DAXI 450	450	530	400	720	330
DAXI 500	500	580	400	770	360
DAXI 560	560	640	430	840	400
DAXI 630	630	710	500	925	440
DAXI 710	710	790	500	1005	480
DAXI 800	800	880	500	1110	520
DAXI 900	900	980	740	1360	560
DAXI 1000	1000	1080	740	1470	600




DAXI 1000-8-45 ve üstündeki modellerde motor fan gövdesinin üstüne konulamadığı için platform üstüne monte edilir.

MODEL	A (mm)	B (mm)	C (mm)	D (mm)	E (mm)
DAXI 1000-8-45	1000	1080	840	1200	2000
DAXI 1120-8-40	1120	1200	960	1320	2000
DAXI 1120-8-45	1120	1200	960	1320	2000



#### DAXI FAN OPSİYONLARI



KORUMA TELİ



KARŞI FLANŞ



KONNEKTÖR BAĞLANTISI



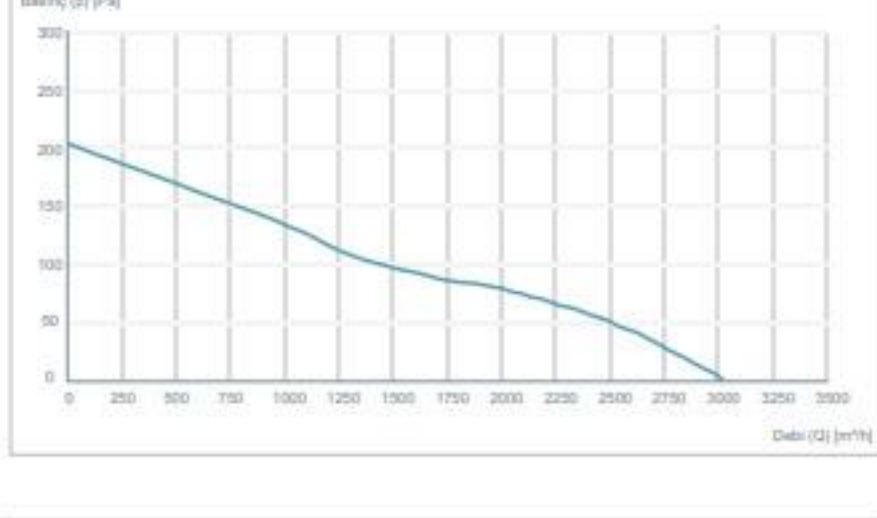
TİTREŞİM TAKOZU



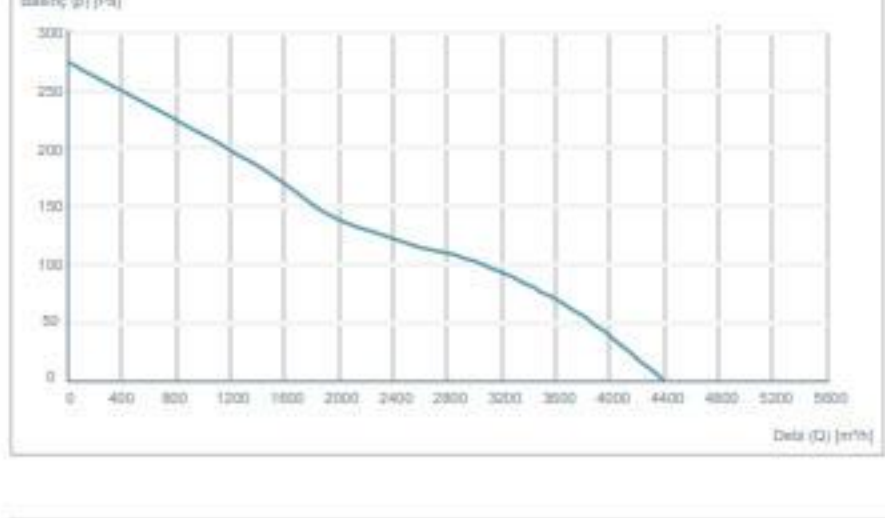
PANO

#### DAXI FAN ÇALIŞMA EĞRİLERİ

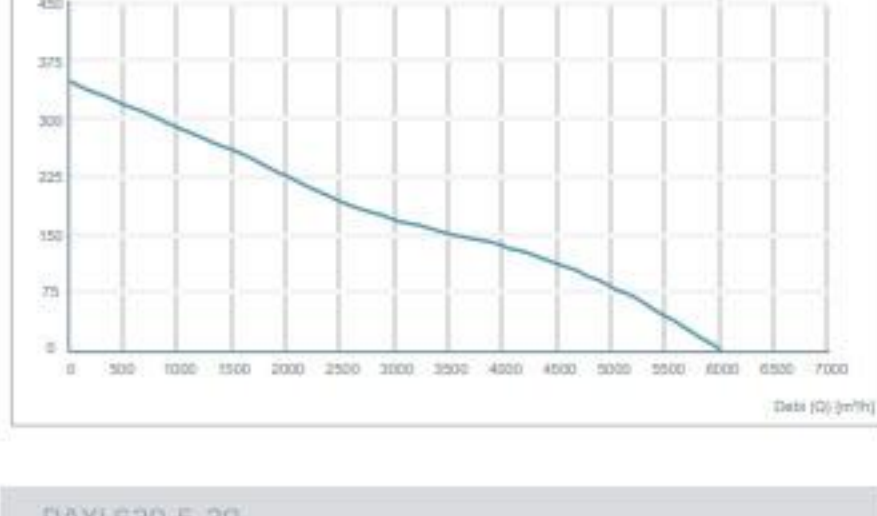
DAXI 400-5-25



DAXI 450-5-25



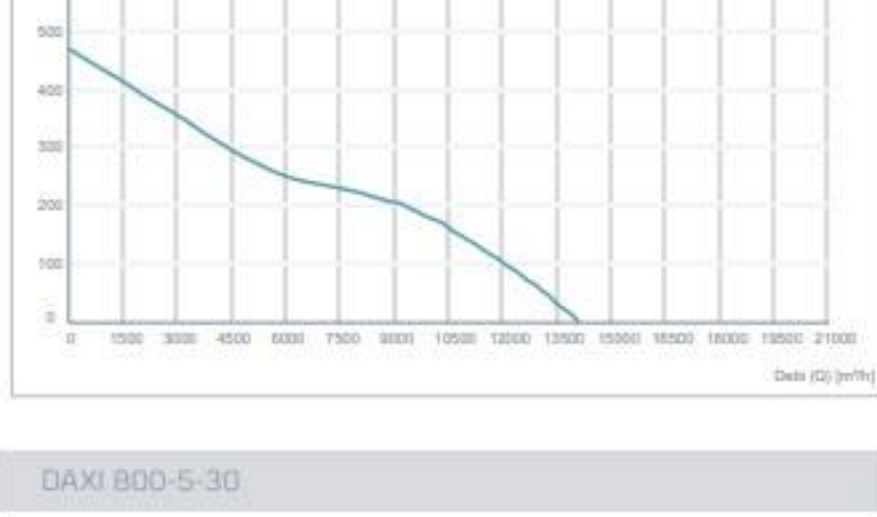
DAXI 500-5-25



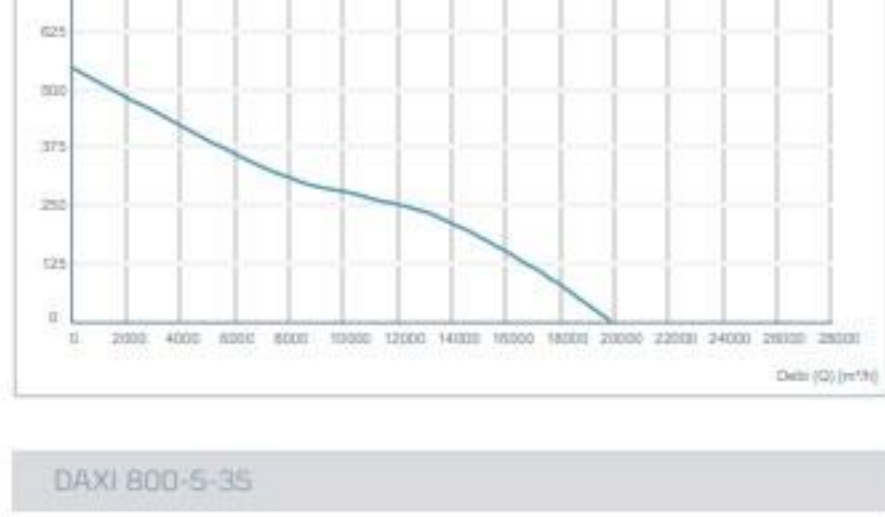
DAXI 560-5-25



DAXI 630-5-30



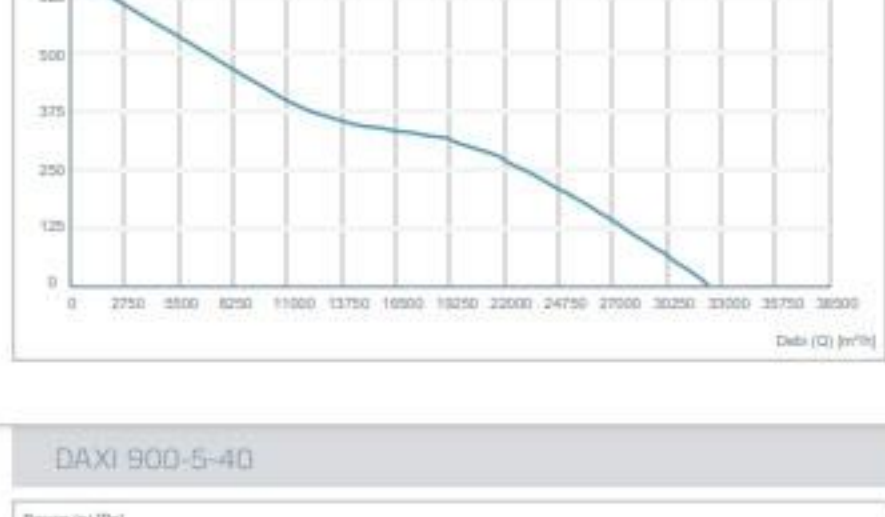
DAXI 710-5-30



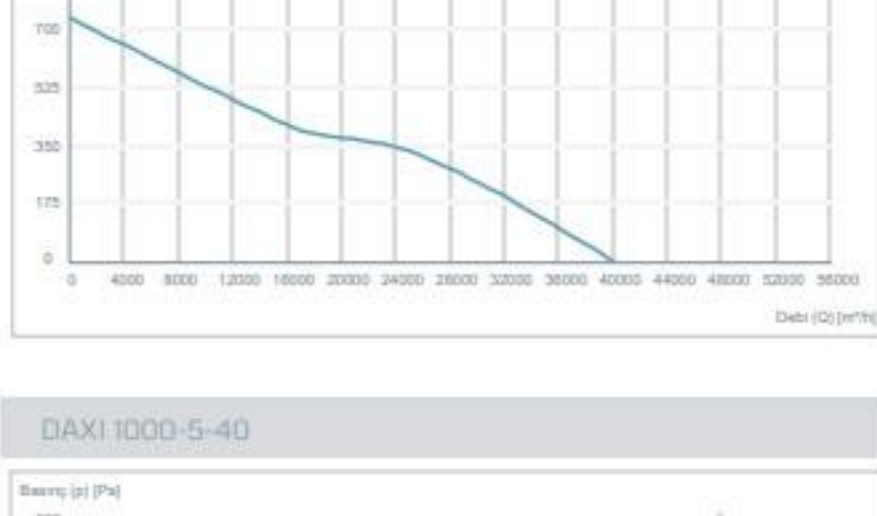
DAXI 800-5-30



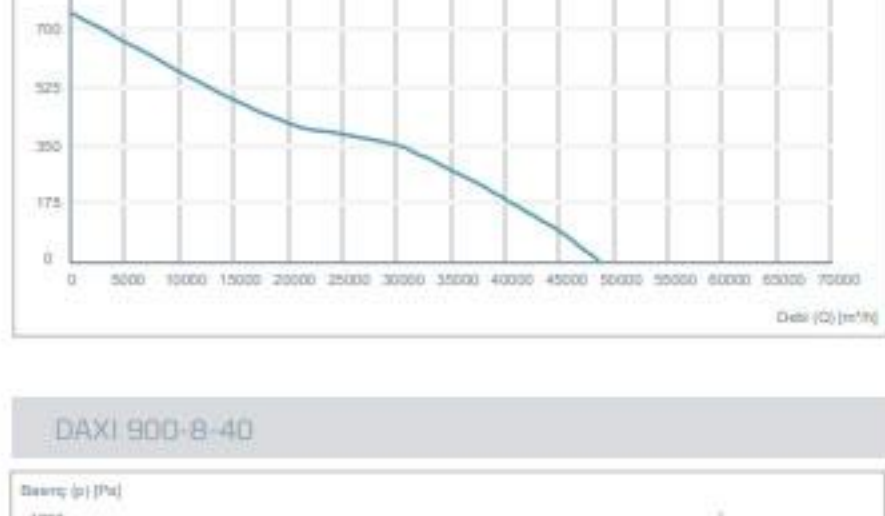
DAXI 800-5-35



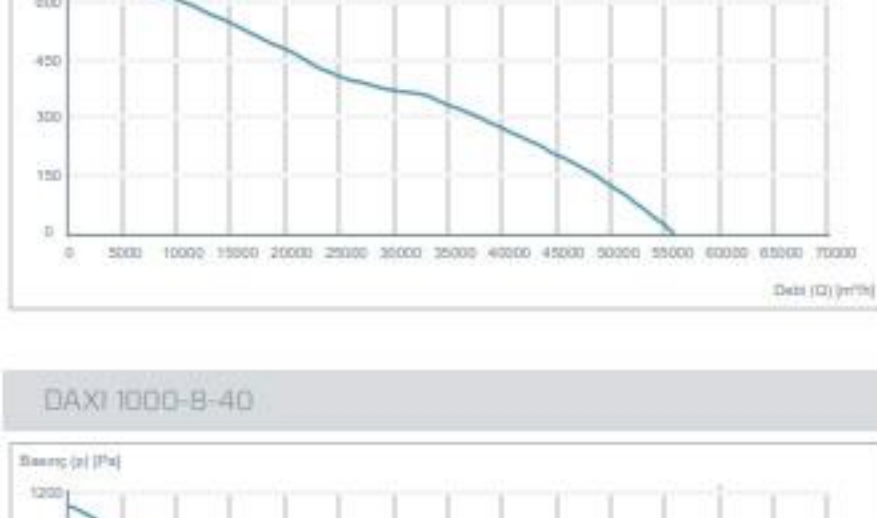
DAXI 900-5-35



DAXI 900-5-40



DAXI 1000-5-40



DAXI 900-8-40



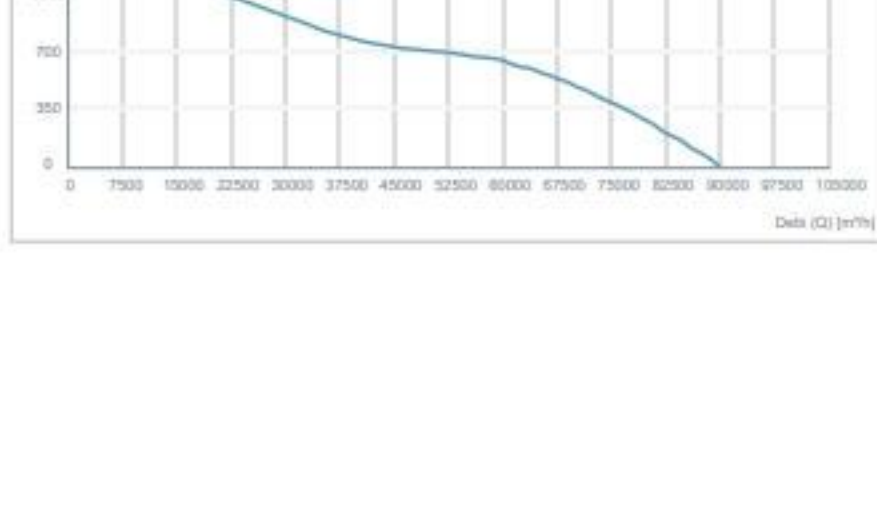
DAXI 1000-8-40



DAXI 1000-8-45



DAXI 1120-8-40



DAXI 1120-8-45

